

An Introduction to Islamic Calligraphy

An Introduction to Islamic Calligraphy takes us on a journey to discover the evolution of calligraphy styles and designs across time and space, from the 9th century CE to the current era and from Iberian Peninsula to China. This exhibition is on display until 31st December 2020.



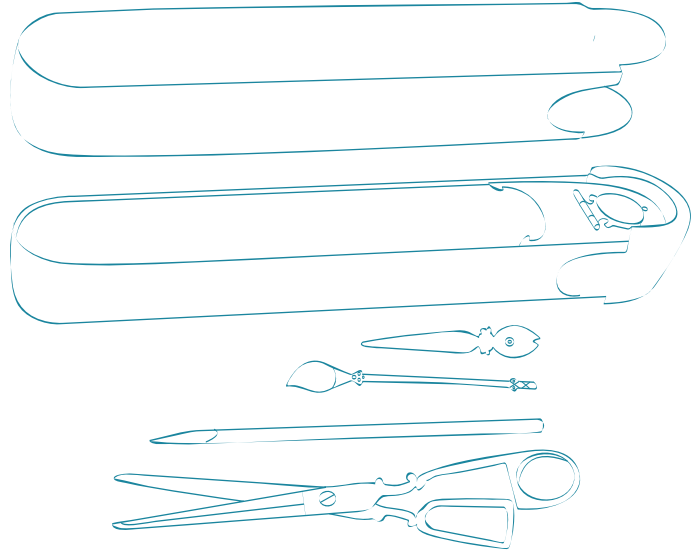
The art and tools of the calligrapher vary across time and place, resulting in beautiful objects that reveal their skills and position in society.

The image above shows a 17th century painting titled 'A Studious Lady' from Persia. It is illustration of a lady surrounded by various calligraphy scribe's tools including a *qalamdan*, a pen and a piece of paper.

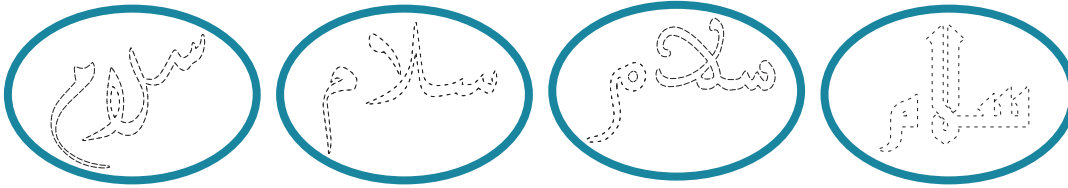


Did you know that the penboxes of Muslim calligraphers have been traditionally used to store more than just pens? Often known by the Persian word *qalamdan*, they might have contained an inkpot, threads for cleaning the reeds, sand for finishing the nib and starch paste for preparing paper.

Would you like to decorate your own penbox?



'سلام' (salam) can take form in many calligraphic styles. Join the dots to discover these four styles below.




D ■ W ■ ■ I

■ A ■ K H

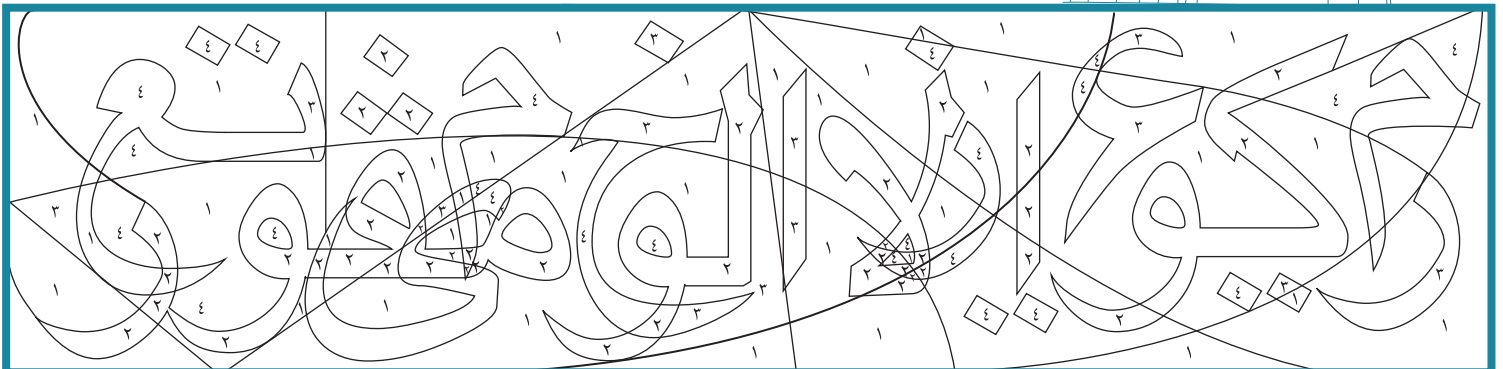
M ■ G ■ R I ■ I

K ■ F ■ ■

Answer: DIWANI, NASAKH, MAGHRIBI, KUFIC



Colour all [۲] spaces to reveal the hidden message.



Answer: Kuala Lumpur (كوالا لومڤور)